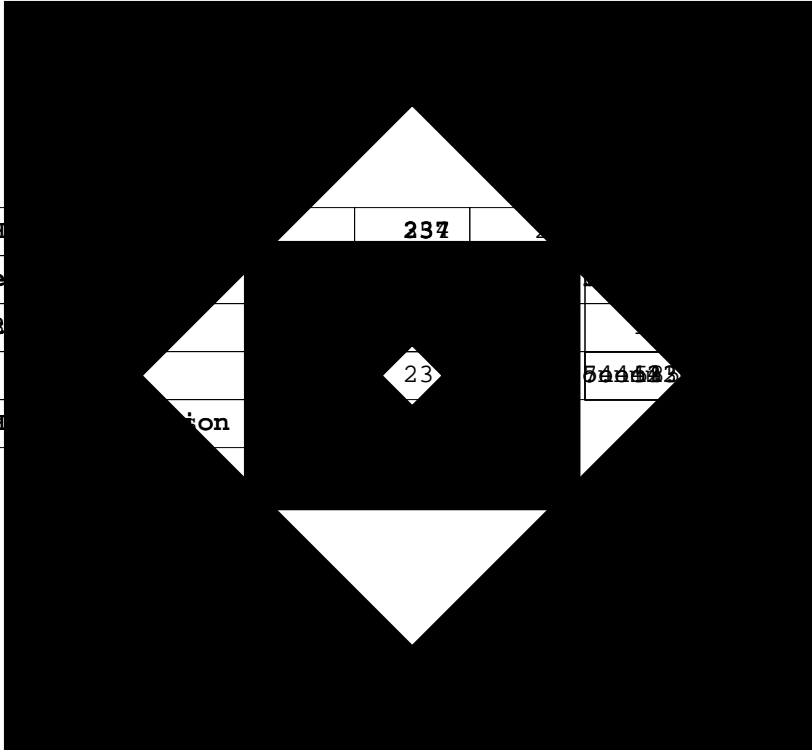




0 +13.6



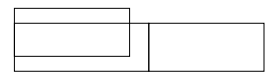

| |
|---------------|
| Dietetics & H |
| Earth & Plane |
| Estimation S |
| Economics |
| Education |



237

23

| | | | | | | |
|---------------------------------------|------|----------------|----|-----|------|--------|
| 03)Tj 1.2 422.2 s Q BT 1175299 | 17 | 342 | 94 | 203 | +3.3 | +86.2 |
| 20.4 10 (-64585)FG 110 020720848.0394 | 10 | 10 | 10 | 10 | 10 | 10 |
| 40 | 96 | 29 | 18 | 47 | +6.3 | +117.0 |
| 54452 | 1100 | 08240202R29400 | 10 | 10 | 10 | 10 |



| | | | | | | | | | | | |
|--------------------------------|--------|-------|--------|--------|-------|--------|--------|-------|--------|--------|--------|
| Social Work | 201 | 36 | 237 | 195 | 29 | 224 | 206 | 34 | 240 | +5.8 | -1.3 |
| Sociology | 206 | 44 | 250 | 240 | 54 | 294 | 220 | 55 | 275 | -15.0 | -9.1 |
| Total Degrees | 13,531 | 9,439 | 22,970 | 13,405 | 9,161 | 22,566 | 11,594 | 7,497 | 19,091 | +1.8 | +20.3 |
| Certificates, Diplomas | | | | | | | | | | | |
| Agricultural Economics | 1 | 1 | 2 | 0 | 1 | 1 | 1 | 0 | 1 | +100.0 | +100.0 |
| Atmospheric & Oceanic Sciences | 0 | 0 | 0 | 0 | 1 | 1 | 1 | 0 | 1 | -100.0 | -100.0 |
| Career And Management Studies | 571 | 405 | 976 | 604 | 386 | 990 | 500 | 357 | 857 | -1.4 | +13.9 |
| Cont Educ - Education | 53 | 3 | 56 | 57 | 6 | 63 | 136 | 16 | 152 | -11.1 | -63.2 |
| Dept of French Lang Prog CCE | 35 | 13 | 48 | 37 | 11 | 48 | 285 | 100 | 100 | 100 | 100 |
| Dept of Translation Studies | | | | | | | | | | | |

| | | | | | | | | | | | | |
|--|---|-------|-------|-------|-------|-------|-------|-------|-------|-------|--------|--------|
| | Dept of Translation Studies | 0 | 1 | 1 | 5 | 2 | 7 | 0 | 0 | 0 | -85.7 | - |
| | Education - Dean's Office | 9 | 3 | 12 | 14 | 4 | 18 | 19 | 3 | 22 | -33.3 | -45.5 |
| | Engineering - Dean's Office | 15 | 57 | 72 | 20 | 55 | 75 | 30 | 63 | 93 | -4.0 | -22.6 |
| | English Language Programs | 337 | 233 | 570 | 368 | 276 | 644 | 7 | 4 | 11 | -11.5 | - |
| | General Studies | 6 | 4 | 10 | 2 | 1 | 3 | 20 | 5 | 25 | +233.3 | -60.0 |
| | Law | 27 | 10 | 37 | 27 | 14 | 41 | 28 | 7 | 35 | -9.8 | +5.7 |
| | Management | 46 | 50 | 96 | 32 | 42 | 74 | 26 | 25 | 51 | +29.7 | +88.2 |
| | Mining & Materials Engineering | 2 | 3 | 5 | 0 | 2 | 2 | 2 | 2 | 4 | +150.0 | +25.0 |
| | Music | 5 | 14 | 19 | 6 | 9 | 15 | 7 | 16 | 23 | +26.7 | -17.4 |
| | Nursing | 0 | 0 | 0 | 0 | 1 | 1 | 0 | 0 | 0 | -100.0 | 0.0 |
| | Physical And Occupatnl Therapy | 6 | 3 | 9 | 4 | 1 | 5 | 3 | 0 | 3 | +80.0 | +200.0 |
| | Religious Studies | 1 | 2 | 3 | 6 | 2 | 8 | 0 | 4 | 4 | -62.5 | -25.0 |
| | Science | 56 | 45 | 101 | 77 | 46 | 123 | 65 | 60 | 125 | -17.9 | -19.2 |
| | Total Special, Visiting, Other | 968 | 766 | 1,734 | 1,025 | 831 | 1,856 | 764 | 639 | 1,403 | -6.6 | +23.6 |
| Total Undergraduate by Affiliated Faculty | | | | | | | | | | | | |
| | Faculty of Agric Environ Sci | 719 | 216 | 935 | 679 | 208 | 887 | 521 | 173 | 694 | +5.4 | +34.7 |
| | Faculty of Arts | 4,318 | 2,213 | 6,531 | 4,294 | 2,213 | 6,507 | 3,716 | 1,871 | 5,587 | +0.4 | +16.9 |
| | Faculties of Arts and Science | 97 | 39 | 136 | 107 | 43 | 150 | 0 | 0 | 0 | -9.3 | - |

Enrolment Report Fall 2008
Student Curriculum by Department/Unit
Total (FT and PT) Enrolments

Date: 27-OCT-08

Page 6 of 22

Each student is counted up to four times depending on how many majors they are pursuing
Minors are not included in this report

| | Fall 2008 | | | Fall 2007 | | | Fall 2003 | | | % Change (1 Year) | % Change (5 Years) |
|--------------------------------|---------------|---------------|---------------|---------------|---------------|---------------|---------------|--------------|---------------|----------------------|-----------------------|
| | Female | Male | Total | Female | Male | Total | Female | Male | Total | | |
| Faculty of Law | 375 | 298 | 673 | 379 | 298 | 677 | 352 | 263 | 615 | -0.6 | +9.4 |
| Faculty of Medicine | 2,048 | 1,162 | 3,210 | 2,117 | 1,175 | 3,292 | 1,643 | 844 | 2,487 | -2.5 | +29.1 |
| Desautels Faculty Management | 1,647 | 1,478 | 3,125 | 1,614 | 1,429 | 3,043 | 1,127 | 976 | 2,103 | +2.7 | +48.6 |
| Schulich School of Music | 273 | 311 | 584 | 279 | 300 | 579 | 322 | 299 | 621 | +0.9 | -6.0 |
| Faculty of Religious Studies | 112 | 50 | 162 | 135 | 60 | 195 | 58 | 41 | 99 | -16.9 | +63.6 |
| Faculty of Science | 2,319 | 1,436 | 3,755 | 2,176 | 1,314 | 3,490 | 2,201 | 1,309 | 3,510 | +7.6 | +7.0 |
| Other | 2 | 0 | 2 | 4 | 2 | 6 | 0 | 0 | 0 | -66.7 | - |
| Total Undergraduate | 15,487 | 10,772 | 26,259 | 15,434 | 10,518 | 25,952 | 13,197 | 8,570 | 21,767 | +1.2 | +20.6 |
| Graduate | | | | | | | | | | | |
| Masters | | | | | | | | | | | |
| Agricultural Economics | 8 | 8 | 16 | 11 | 6 | 17 | 5 | 10 | 15 | -5.9 | +6.7 |
| Air&Space Law | 12 | 22 | 34 | 12 | 17 | 29 | 8 | 11 | 19 | +17.2 | +78.9 |
| Anatomy and Cell Biology | 1 | 7 | 8 | 4 | 6 | 10 | 9 | 7 | 16 | -20.0 | -50.0 |
| Animal Science | 8 | 5 | 13 | 9 | 5 | 14 | 6 | 7 | 13 | -7.1 | 0.0 |
| Anthropology | 8 | 6 | 14 | 9 | 4 | 13 | 11 | 6 | 17 | +7.7 | -17.6 |
| Architecture | 54 | 46 | 100 | 47 | 35 | 82 | 80 | 55 | 135 | +22.0 | -25.9 |
| Art History & Communication St | 17 | 5 | 22 | 14 | 7 | 21 | 30 | 18 | 48 | +4.8 | -54.2 |
| Atmospheric & Oceanic Sciences | 14 | 7 | 21 | 13 | 10 | 23 | 9 | 9 | 18 | -8.7 | +16.7 |
| Biochemistry | 30 | 23 | 53 | 21 | 24 | 45 | 30 | 25 | 55 | +17.8 | -3.6 |
| Biology | 36 | 26 | 62 | 37 | 23 | 60 | 37 | 23 | 60 | +3.3 | +3.3 |
| Biomedical Engineering | 9 | 9 | 18 | 10 | 13 | 23 | 18 | 21 | 39 | -21.7 | -53.8 |
| Bioresource Engineering | 19 | 18 | 37 | 17 | 14 | 31 | 14 | 13 | 27 | +19.4 | +37.0 |



| | | | | | | | | | | | |
|---|----|----|-----|----|----|-----|----|----|-----|--------|--------|
| Food Science & Agr-Chemistry | 10 | 12 | 22 | 9 | 11 | 20 | 8 | 14 | 22 | +10.0 | 0.0 |
| French Language & Literature | 15 | 15 | 30 | 17 | 12 | 29 | 12 | 11 | 23 | +3.4 | +30.4 |
| Geography | 17 | 16 | 33 | 18 | 13 | 31 | 9 | 13 | 22 | +6.5 | +50.0 |
| German Studies | 5 | 3 | 8 | 5 | 5 | 10 | 5 | 5 | 10 | -20.0 | -20.0 |
| Hispanic Studies | 10 | 1 | 11 | 8 | 1 | 9 | 2 | 1 | 3 | +22.2 | +266.7 |
| History | 19 | 24 | 43 | 17 | 25 | 42 | 14 | 20 | 34 | +2.4 | +26.5 |
| Human Genetics | 26 | 19 | 45 | 26 | 19 | 45 | 16 | 12 | 28 | 0.0 | +60.7 |
| Information Studies | 12 | 8 | 20 | 14 | 8 | 22 | 7 | 9 | 16 | -9.1 | +25.0 |
| Integrated Studies in Ed | 85 | 29 | 114 | 79 | 27 | 106 | 71 | 26 | 97 | +7.5 | +17.5 |
| Islamic Studies | 16 | 21 | 37 | 19 | 26 | 45 | 18 | 22 | 40 | -17.8 | -7.5 |
| Italian Studies | 4 | 1 | 5 | 1 | 0 | 1 | 2 | 1 | 3 | +400.0 | +66.7 |
| Jewish Studies | 0 | 0 | 0 | 0 | 1 | 1 | 0 | 2 | 2 | -100.0 | -100.0 |
| Kinesiology and Physical Ed | 8 | 4 | 12 | 6 | 2 | 8 | 0 | 2 | 2 | +50.0 | +500.0 |
| Law | 18 | 22 | 40 | 15 | 20 | 35 | 0 | 0 | 0 | +14.3 | - |
| Linguistics | 14 | 6 | 20 | 14 | 6 | 20 | 16 | 8 | 24 | 0.0 | -16.7 |
| Management | 30 | 53 | 83 | 29 | 50 | 79 | 25 | 42 | 67 | +5.1 | +23.9 |
| Mathematics and Statistics | 7 | 33 | 40 | 7 | 30 | 37 | 9 | 26 | 35 | +8.1 | +14.3 |
| Mechanical Engineering | 15 | 66 | 81 | 11 | 50 | 61 | 8 | 40 | 48 | +32.8 | +68.8 |
| Medicine | 55 | 54 | 109 | 58 | 59 | 117 | 80 | 90 | 170 | -6.8 | -35.9 |
| Microbiology & Immunology | 26 | 19 | 45 | 26 | 19 | 45 | 15 | 8 | 23 | -0.0 | +95.7 |
| Mining & Materials Engineering | 16 | 48 | 64 | 12 | 41 | 53 | 5 | 58 | 63 | +20.8 | +1.6 |
| Music | 39 | 64 | 103 | 33 | 61 | 94 | 32 | 22 | 54 | 54 | |

| | | | | | | | | | | | |
|--------------------------------|----|------|-----|----|------|-----|-----|-----|-----|--------|--------|
| Atmospheric & Oceanic Sciences | 0 | 1 | 1 | 0 | 0 | 0 | 0 | 0 | 0 | - | - |
| Biology | 0 | 1 | 1 | 0 | 0 | 0 | 0 | 0 | 0 | - | - |
| Biomedical Engineering | 1 | 0 | 1 | 0 | 0 | 0 | 1 | 0 | 1 | - | 0.0 |
| Career And Management Studies | 88 | 60 | 148 | 65 | 60 | 125 | 136 | 171 | 307 | +18.4 | -51.8 |
| Chemical Engineering | 0 | 0 | 0 | 0 | 4 | 4 | 10 | 12 | 22 | -100.0 | -100.0 |
| Chemistry | 6 | 4 | 10 | 3 | 4 | 7 | 2 | 1 | 3 | +42.9 | +233.3 |
| Civil Engineering | 0 | 7 | 7 | 1 | 11 | 12 | 1 | 13 | 14 | -41.7 | -50.0 |
| Commun Sciences & Disorders | 0 | 0 | 0 | 2 | 1 | 3 | 0 | 0 | 0 | -100.0 | 0.0 |
| Computer Science | 3 | 2 | 5 | 0 | 3 | 3 | 0 | 4 | 4 | +66.7 | +25.0 |
| Dept of Translation Studies | 2 | 0 | 2 | 1 | 1 | 2 | 0 | 0 | 0 | 0.0 | - |
| Dietetics & Human Nutrition | 1 | 0 | 1 | 1 | 0 | 1 | 0 | 0 | 0 | 0.0 | - |
| Economics | 1 | 6 | 7 | 2 | 7 | 9 | 2 | 3 | 5 | -22.2 | +40.0 |
| Educational&Counselling Psych | 4 | 3 | 7 | 9 | 11 | 20 | 5 | 6 | 11 | -65.0 | -36.4 |
| Electrical & Computer Engr | 0 | 2 | 2 | 0 | 3 | 3 | 0 | 2 | 2 | -33.3 | 0.0 |
| English | 1 | 0 | 1 | 2 | 1 | 3 | 0 | 0 | 0 | -66.7 | - |
| English Language | 7 | 64.8 | 141 | 18 | 64.8 | 141 | 0 | 0 | 1 | -18 | 64.8 |

7 re s Q q 1 64.862 64.8 141 Tm /lish L -18 re s q 0 02 64.8 141 Tm o 0 0 1 ish L -18 re s q 0 02 gTm 10

| | | | | | | | | | | | |
|--------------------------------|----|----|----|---|----|----|----|----|----|--------|--------|
| History | 1 | 0 | 1 | 0 | 0 | 0 | 0 | 1 | 1 | - | 0.0 |
| Information Studies | 0 | 0 | 0 | 2 | 1 | 3 | 0 | 0 | 0 | -100.0 | 0.0 |
| Integrated Studies in Ed | 4 | 2 | 6 | 2 | 1 | 3 | 0 | 3 | 3 | +100.0 | +100.0 |
| Islamic Studies | 1 | 3 | 4 | 0 | 0 | 0 | 0 | 0 | 0 | - | - |
| Kinesiology and Physical Ed | 1 | 0 | 1 | 0 | 0 | 0 | 0 | 0 | 0 | - | - |
| Linguistics | 2 | 0 | 2 | 1 | 1 | 2 | 0 | 0 | 0 | 0.0 | - |
| Management | 12 | 11 | 23 | 7 | 19 | 26 | 11 | 21 | 32 | -11.5 | -28.1 |
| Mathematics and Statistics | 2 | 5 | 7 | 1 | 7 | 8 | 2 | 1 | 3 | -12.5 | +133.3 |
| Mechanical Engineering | 3 | 16 | 19 | 0 | 6 | 6 | 1 | 3 | 4 | +216.7 | +375.0 |
| Medicine | 0 | 0 | 0 | 1 | 2 | 3 | 0 | 0 | 0 | -100.0 | 0.0 |
| Microbiology & Immunology | 0 | 1 | 1 | 0 | 0 | 0 | 0 | 0 | 0 | - | - |
| Mining & Materials Engineering | 0 | 1 | 1 | 0 | 2 | 2 | 0 | 0 | 0 | -50.0 | - |
| Music | 1 | 4 | 5 | 0 | 0 | 0 | 0 | 0 | 0 | - | - |
| Neurology And Neurosurgery | 1 | 4 | 5 | 9 | 6 | 15 | 1 | 0 | 1 | -66.7 | +400.0 |
| Nursing | 0 | 0 | 0 | 0 | 0 | 0 | 1 | 0 | 1 | 0.0 | -100.0 |
| Occupational Health | 0 | 0 | 0 | 0 | 0 | 0 | 1 | 1 | 2 | 0.0 | -100.0 |
| Parasitology | 1 | 0 | 1 | 0 | 0 | 0 | 0 | 1 | 1 | - | 0.0 |
| Pharmacology And Therapeutics | 0 | 0 | 0 | 1 | 0 | 1 | 0 | 0 | 0 | -100.0 | 0.0 |
| Philosophy | 1 | 0 | 1 | 0 | 0 | 0 | 1 | 1 | 2 | - | -50.0 |
| Physical And Occupatnl Therapy | 0 | 0 | 0 | 1 | 2 | 3 | 2 | 1 | 3 | -100.0 | -100.0 |
| Physics | 0 | 2 | 2 | 4 | 4 | 8 | 0 | 0 | 0 | -75.0 | - |
| Physiology | 0 | 1 | 1 | 0 | 1 | 1 | 0 | 0 | 0 | 0.0 | - |

| | | | | | | | | | | | |
|--------------------------|---|---|---|---|---|---|---|---|---|--------|--------|
| Political Science | 0 | 0 | 0 | 1 | 1 | 2 | 1 | 1 | 2 | -100.0 | -100.0 |
| Psychiatry | 1 | 0 | 1 | 0 | 0 | 0 | 0 | 0 | 0 | - | - |
| Psychology | 0 | 2 | 2 | 1 | 1 | 2 | 1 | 3 | 4 | 0.0 | -50.0 |
| Religiöſ. Studies | 0 | 1 | 1 | 0 | 0 | 0 | 2 | | | | |

| | | | | | | | | | | | |
|--------------------------------|----|----|----|----|----|----|----|----|----|--------|--------|
| East Asian Studies | 0 | 1 | 1 | 0 | 0 | 0 | 0 | 0 | 0 | - | - |
| Economics | 0 | 0 | 0 | 0 | 0 | 0 | 1 | 0 | 1 | 0.0 | -100.0 |
| Educational&Counselling Psych | 0 | 1 | 1 | 0 | 0 | 0 | 1 | 1 | 2 | - | -50.0 |
| Electrical & Computer Engr | 5 | 10 | 15 | 3 | 8 | 11 | 2 | 6 | 8 | +36.4 | +87.5 |
| English | 6 | 1 | 7 | 4 | 0 | 4 | 0 | 1 | 1 | +75.0 | +600.0 |
| Epidemiology And Biostatistics | 8 | 1 | 9 | 5 | 1 | 6 | 2 | 1 | 3 | +50.0 | +200.0 |
| Food Science & Agr-Chemistry | 1 | 1 | 2 | 0 | 3 | 3 | 1 | 0 | 1 | -33.3 | +100.0 |
| French Language & Literature | 3 | 3 | 6 | 3 | 1 | 4 | 2 | 2 | 4 | +50.0 | +50.0 |
| Geography | 1 | 2 | 3 | 2 | 2 | 4 | 0 | 0 | 0 | -25.0 | - |
| History | 0 | 0 | 0 | 1 | 3 | 4 | 1 | 0 | 1 | -100.0 | -100.0 |
| Human Genetics | 5 | 8 | 13 | 7 | 10 | 17 | 5 | 6 | 11 | -23.5 | +18.2 |
| Information Studies | 1 | 2 | 3 | 0 | 0 | 0 | 0 | 0 | 0 | - | - |
| Institute for Study of Canada | 0 | 0 | 0 | 1 | 0 | 1 | 0 | 0 | 0 | -100.0 | 0.0 |
| Integrated Studies in Ed | 2 | 1 | 3 | 0 | 0 | 0 | 0 | 0 | 0 | - | - |
| Islamic Studies | 0 | 0 | 0 | 0 | 0 | 0 | 1 | 0 | 1 | 0.0 | -100.0 |
| Linguistics | 1 | 0 | 1 | 1 | 0 | 1 | 2 | 0 | 2 | 0.0 | -50.0 |
| Management | 1 | 3 | 4 | 1 | 1 | 2 | 2 | 1 | 3 | +100.0 | +33.3 |
| Mathematics and Statistics | 0 | 8 | 8 | 0 | 4 | 4 | 1 | 12 | 13 | +100.0 | -38.5 |
| Mechanical Engineering | 1 | 6 | 7 | 3 | 4 | 7 | 1 | 2 | 3 | 0.0 | +133.3 |
| Medical Physics Unit | 0 | 0 | 0 | 0 | 1 | 1 | 1 | 0 | 1 | -100.0 | -100.0 |
| Medicine | 41 | 42 | 83 | 33 | 41 | 74 | 32 | 28 | 60 | +12.2 | +38.3 |
| Microbiology & Immunology | 4 | 4 | 8 | 4 | 2 | 6 | 1 | 2 | 3 | +33.3 | +166.7 |

| | | | | | | | | | | | |
|--------------------------------|-----|-----|-----|-----|-----|-----|-----|--------|---------|--------|----------|
| Social Work | 1 | 0 | 1 | 2 | 0 | 2 | 0 | 0 | 0 | -50.0 | - |
| Sociology | 1 | 1 | 2 | 1 | 0 | 1 | 1 | 0 | 1 | +100.0 | +100.0 |
| Surgery | 2 | 1 | 3 | 3 | 1 | 4 | 0 | 1 | 1 | -25.0 | +200.0 |
| Urban Planning | 0 | 1 | 1 | 0 | 0 | 0 | 0 | 0 | 0 | - | - |
| Total Postdoctoral | 235 | 312 | 547 | 216 | 278 | 494 | 179 | 231 | 410 | +10.7 | +33.4 |
| Residents and Fellows | | | | | | | | | | | |
| Anaesthesia | 15 | 28 | 43 | 13 | 29 | 42 | 16 | 21 | 37 | +2.4 | +16.2 |
| Dentistry | 19 | 10 | 29 | 15 | 14 | 29 | 8 | 12 | 20 | 0.0 | +45.0 |
| Diagnostic Radiology | 27 | 38 | 65 | 26 | 36 | 62 | 15 | 31 | 46 | +4.8 | +41.3 |
| Epidemiology And Biostatistics | 2 | 0 | 2 | 3 | 0 | 3 | 4 | 0 | 4 | -33.3 | -50.0 |
| Family Medicine | 80 | 51 | 131 | 81 | 49 | 130 | 60 | 53 | 113 | +0.8 | +15.9 |
| Human Genetics | 3 | 6 | 9 | 4 | 5 | 9 | 4 | 0 | 4 | 0.0 | +125.0 |
| Medicine | 104 | 125 | 229 | 109 | 147 | 256 | 72 | 147 | 219 | -10.0 | +4.6 |
| Microbiology & Immunology | 0 | 0 | 0 | 0 | 0 | 0 | 0 | 2 | 2 | 0.0 | -100.0 |
| Neurology And Neurosurgery | 22 | 31 | 53 | 15 | 22 | 37 | Onc | RG 0.3 | w 403.2 | 188.4 | 43.2 -18 |

Enrolment Report Fall 2008
Student Curriculum by Department/Unit
Total (FT and PT) Enrolments

Each student is counted up to four times depending on how many majors they are pursuing
Minors are not included in this report

Undergraduate numbers are based on "levels" that are defined as: Undergraduate, Continuing Education (non-credit), Dentistry/Law/Medicine.

Graduate numbers are based on "levels" that are defined as: Masters, Graduate Diplomas and Certificates, Doctorate, Graduate Qualifying.

Residents and Fellows numbers are based on "levels" that are defined as: Post Graduate Medicine/Dentistry.

Full-time "loads" for the 2008 and 2007 terms includes: full-time, non-resident, thesis full-time, thesis additional session, visiting additional session, and non resident exchange.

The pre-200209 legacy term (pre-Banner) includes: full-time, additional session and non-resident.

Part-time "loads" for the 2008 and 2007 terms includes: part-time, Continuing Education, leave of absence, no credits, thesis half-time and unknown time status. The pre-200209 legacy term (pre-Banner) includes: part-time, Continuing Education, session of admission, thesis continuing, session of graduation, half-time, and leave of absence.

As of fall 2004, the non resident exchange students are reported under full-time "load".

These statistics are based on student's first and second departments within the primary and secondary curricula.

Departments are grouped within affiliated faculty, based on the Organization Unit table.

"Faculties of Arts and Science" includes students that are registered in both Arts and Science and are pursuing the B.A.&Sc. degree.

The SUMMARY now appears in the first part of the report and is a COUNT for all students and the following pages contain a DETAILED breakdown.

Note: 2008 registration totals based on October 15, 2008.
2007 registration totals based on October 15, 2007.
2003 registration totals based on October 15, 2003.